

## ■ Dimensions

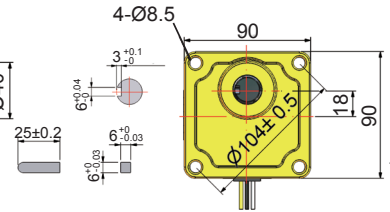
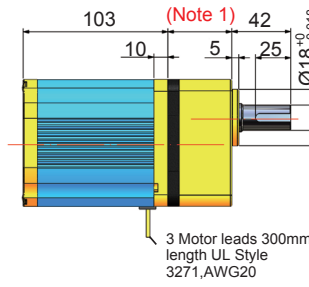
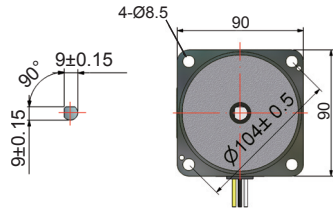
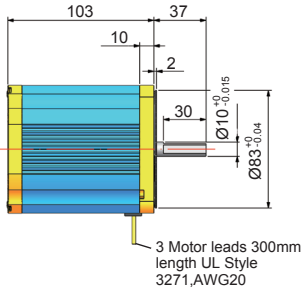
Round shaft type 9T20S-□

Motor Weight : 3100g

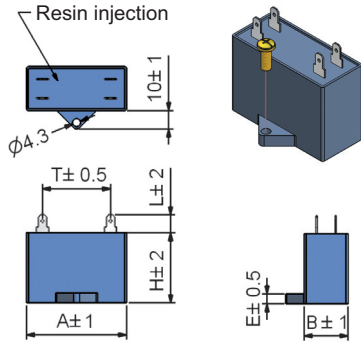
Pinion shaft type 9T20P-□+9A□

Unit : mm

Motor Weight : 3080g



## ■ Capacitor Dimensions (Included with single phase motors)



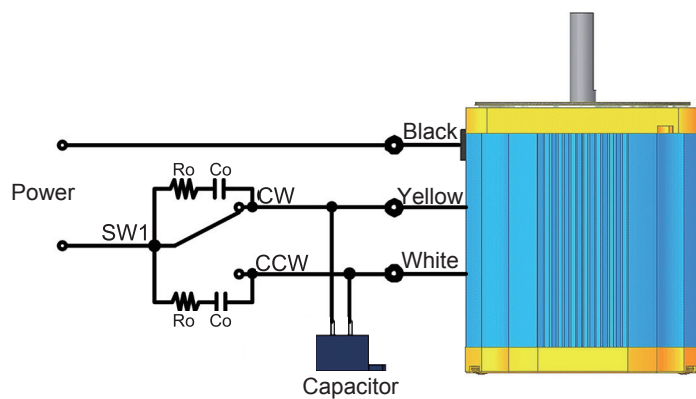
\*(Note 1)

9A□ Gearhead Length/Weight		
Model	Length (mm)	Weight (g)
9A3~9A20	45.5	1170
9A25~9A100	58.5	1520
9A120~9A360	64.5	1610

※We also have gearhead 9A□N with shaft Ø12. For details please refer to the P.4

Capacity of capacitor (µF/VAC)	A	B	H	L	T	E
12/250	50	22	35	9	34	5
3/450	48	19	29	9	34	5

## ■ Wiring diagram



Common technical information

Product number

Induction motor

Reversible motor

Speed control motor

Electromagnetic brake motor

Torque motor